

# KODAK MEDALIST

## WITH KODAK EKTAR f/3.5 LENS

**K**ODAK MEDALIST is unlike any other  $2\frac{1}{4} \times 3\frac{1}{4}$  camera both in physical appearance and range of adaptability. It has been designed and produced to provide the most critical workers with superlative equipment—and it does that, brilliantly.

Kodak Medalist not only makes black-and-white roll-film negatives of surpassing quality, but full-color pictures with Kodacolor Film, full-color  $2\frac{1}{4} \times 3\frac{1}{4}$  Kodachrome trans-

parencies with Kodachrome Professional Film, and black-and-white pictures with a variety of sheet films, film packs, and plates.

Kodak Medalist, in addition to possessing numerous unusual features and refinements that set it apart, is a rugged, highly portable, all-purpose camera. Further, it can be depended upon for outstanding performance in many specialized fields. Some of them are suggested on the next page.

## FIELDS OF USEFULNESS

**Advanced Amateurs and Pictorialists** make record pictures, scenics, studies, and salon-type photographs and, in addition, Kodachrome transparencies, from which 8 x 10 or 11 x 14 Kodachrome Professional Prints are made by Kodak.

**Industrial Photographers** make process and progress photographs, studies of methods, etc.

**Federal, State, and Municipal Government Men** make photographic studies and analyses of many and varied subjects.

**Researchers** record methods and results.

**Lecturers** using Kodak Medalist with the Accessory Back for Sheet Film, Film Packs, and Plates make 2¼ x 3¼ black-and-white pictures or full-color Kodachrome transparencies from which standard lantern slides can be made.

**Educators** make educational photographs or slides for classroom use.

**Vocational Training Experts** make pictures to fit their programs.

**Printers and Publishers** make illustrations.

**Naturalists** make general field photographs and close-up studies of specimens.

**Physicians, Surgeons, Hospital Technicians** make posture studies, contour studies, gait studies—in black-and-white or color—to record conditions, changes, and progress of patients.

**Dental Surgeons** record facial expressions and contours before and after various treatments and corrective methods.

**Producers of Training Films** make preliminary surveys and studies to aid in the preparation of motion picture scenarios.

**Insurance Investigators** record car damage and other property damage.

**Public Safety and Police Departments** make record photographs, photographic surveys, and studies of many sorts.

**Press Photographers** make news photographs.

**Real Estate Men** make black-and-white or full-color general views of property and, also, photographs of special details.




★ Kodak Medalist loads with No. 620 Kodak Films. In addition, with the Accessory Back for Sheet Film, Film Packs, and Plates and the proper holder or adapter, it takes 2¼ x 3¼-in. or 6.5 x 9-cm. Kodak sheet films—Super-XX, for speed combined with sufficient fineness of grain to permit good enlargements; Super Panchro-Press, Type B, for high speed and good contrast for reproduction; Super Panchro-Press, Sports Type, for extremely

high speed under difficult lighting conditions; Super Ortho-Press, for high speed when orthochromatic rendering is needed; Tri-X Panchromatic, for extreme speed, long scale, and excellent quality; Kodachrome Professional Film for full-color pictures; and eleven other sheet films.

Furthermore, there are five different No. 520 Kodak Film Packs and more than 150 Kodak Plates for use as desired.

**K**ODAK MEDALIST carries the finest lens ever available in the  $2\frac{1}{4} \times 3\frac{1}{4}$  field—Kodak Ektar  $f/3.5$ . Kodak Medalist is equipped with the world's most accurate between-the-lens shutter—Kodak Supermatic. And Kodak Medalist has a split-field, military-type range finder coupled with the focusing tube to produce hairline focusing accuracy whether the camera is loaded with roll film or, when the Accessory Back is used, with sheet film, film packs, or plates.

Kodak Medalist is built with the accuracy of a high-precision miniature. That it is designed for the greatest flexibility of performance is evident from the following.




★ Black-and-white prints from Kodak Medalist negatives are  $2\frac{1}{4} \times 3\frac{1}{4}$  inches. Kodacolor Prints—full-color prints from Kodacolor Film negatives—are  $2\frac{7}{8} \times 4\frac{3}{16}$  inches.

## MAIN POINTS


### about Kodak Medalist

1. Loads with 8-exposure No. 620 Kodak Films—Super-XX, Plus-X, and Verichrome; 6-exposure Infrared and Kodacolor.
2. With the addition of the Accessory Back and Kodak Film Pack Adapter,  $2\frac{1}{4} \times 3\frac{1}{4}$ , it loads with 12-exposure No. 520 Kodak Film Packs—Super-XX, Plus-X, Verichrome, Super Ortho-Press, Process.
3. With the addition of the Accessory Back and Kodak Combination Film and Plate Holders,  $2\frac{1}{4} \times 3\frac{1}{4}$  in. or 6.5 x 9 cm., it loads with some 17 different Kodak sheet films including Kodachrome Professional Film, and more than 150 Kodak Plates including the differentially color-sensitized spectroscopic emulsions can be used.
4. Negative size—No. 620 Kodak Film— $2\frac{1}{4} \times 3\frac{1}{4}$  inches.
5. Picture sizes: Contact print—black-and-white— $2\frac{1}{4} \times 3\frac{1}{4}$  inches. Kodacolor Print— $2\frac{7}{8} \times 4\frac{3}{16}$  inches. Kodachrome Professional Prints—from  $2\frac{1}{4} \times 3\frac{1}{4}$  Kodachrome Professional Film—8 x 10 and 11 x 14.
6. Kodak Ektar  $f/3.5$ , 100-mm. (4-inch) lens, color corrected.
7. Kodak Supermatic shutter with nine speeds from 1 to  $1/400$  second plus bulb and provision for making time exposures.
8. Plunger-type body shutter release.
9. Both lens and shutter are mounted in a metal helical gear focusing tube so that the lens is focused as a complete unit and with critical accuracy.
10. Split-field, military-type range finder coupled to operate automatically with the lens. Focusing range  $3\frac{1}{2}$  feet to infinity.
11. Designed to prevent accidental double exposure. Provision for intentional double exposure.
12. Film-winding knob coupled with a measuring device locates each frame of film correctly.
13. Automatic exposure counter.
14. Shutter is set automatically as film is advanced. Red signal shows after exposure—disappears when film is advanced for next exposure.
15. Accessory Back for Sheet Film, Film Packs, and Plates includes a T.B.I. Cable Release No. 2, ground-glass focusing screen with a folding hood, and a folding focusing magnifier for work involving careful composition and for critical focusing with Kodak Portra Lenses 1+, 2+, and 3+.
16. Extension Units for Accessory Back permit copying and close-up photography without the use of a supplementary lens. When four extension units are used with the Kodak Telek Lenses telephoto effects can be obtained.



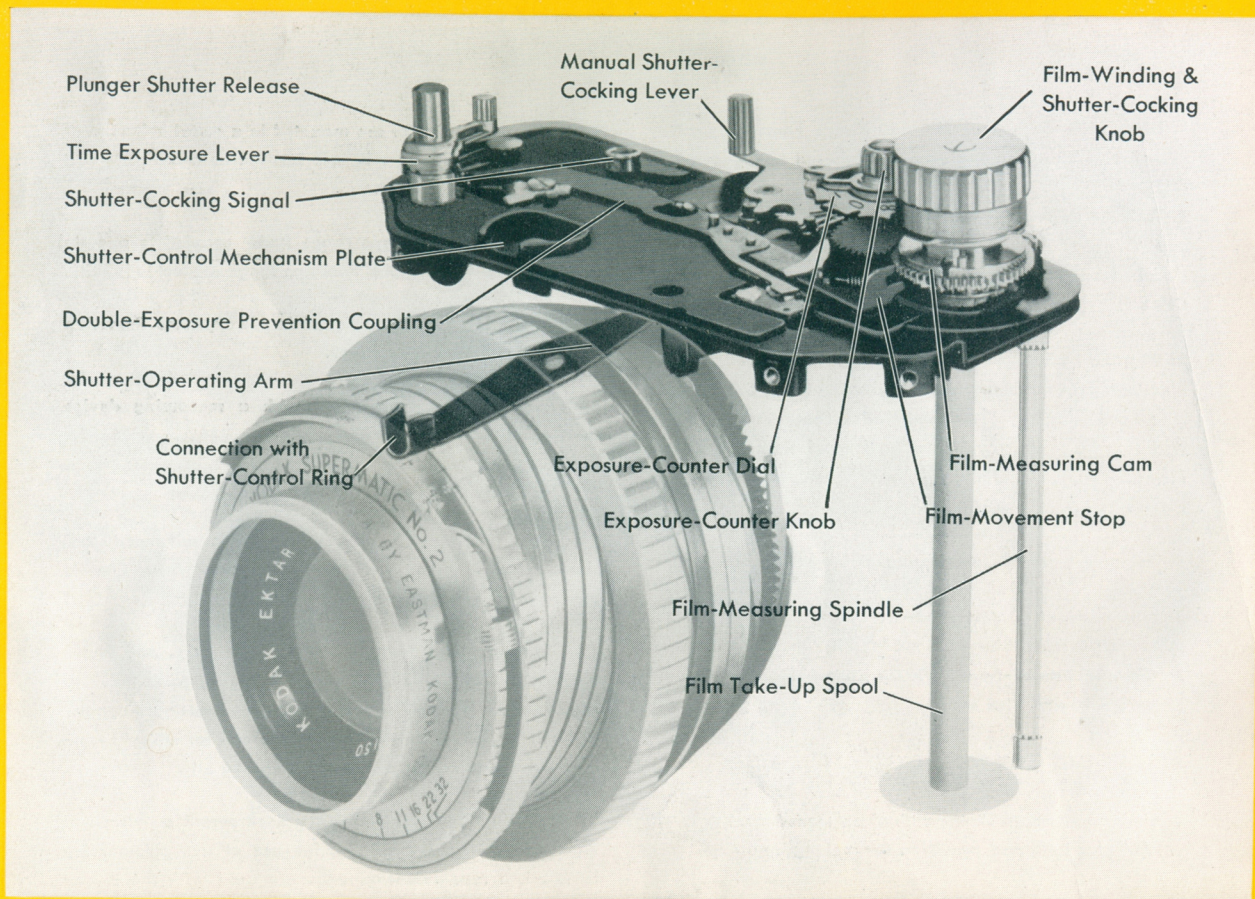
★ Kodak Medalist's lens—Kodak Ektar  $f/3.5$ , 100-mm. (4-inch)—is the finest available in the entire  $2\frac{1}{4} \times 3\frac{1}{4}$  field. It is a five-element objective. It is fast and it is highly corrected. Aberrations—spherical aberration, coma, astigmatism, curvature of field, and distortion—are virtually non-existent. Both lens and shutter are mounted in a two-part metal focusing tube bearing outside helical threads. This advanced design renders unnecessary the conventional bellows and makes possible the greatest rigidity and accuracy of focus at every focusing position.

All interior glass-air surfaces of the Kodak Ektar  $f/3.5$  are treated to reduce internal reflections. Black-and-white negatives have more brilliant contrast and Kodachrome transparencies gain in color purity.



★ Kodak Medalist carries the nine-speed Kodak Supermatic shutter, the world's most accurate between-the-lens shutter. It is set automatically as the film is advanced. Of the gear-train retard type, it has shutter blades of special, thin, low-inertia spring steel. The base plate and all gears are of nickel silver, or stainless steel.

The diaphragm of the Kodak Supermatic shutter can be set at eight calibrated apertures from  $f/3.5$  to  $f/32$ . The faster shutter speeds— $1/25$ ,  $1/50$ ,  $1/100$ ,  $1/200$ , and  $1/400$  second—are engraved in black on the speed-setting scale. The slower speeds—B, 1,  $1/2$ ,  $1/5$ , and  $1/10$  second—are engraved in red. Time exposures can also be made. There is delayed-action mechanism and a cable release socket for remote control and Photoflash synchronization.



★ The operational controls on the body of Kodak Medalist—film-winding knob that sets the shutter as film is advanced, shutter release that locks to prevent exposure when lens is retracted and is coupled with double-exposure prevention mechanism, manual shutter-setting lever for use with Accessory Back for Sheet Film, Film Packs, and Plates and to permit intentional double exposure with roll film—are connected by a single arm with the shutter.

Linked in with the operating mechanism, too, is the red signal to indicate whether the film has been advanced and the shutter

set (automatically) after the previous exposure; also a lever (connected with the shutter release) for making time exposures.


An automatic measuring device that stops the film after a new section has reached position controls the operation of the film-winding knob. Each exposure is counted automatically and the total appears on an indicator.

These many services are more than a convenience in operation. They permit Kodak Medalist users to make pictures quickly and in rapid succession and to concentrate upon the subject at hand.

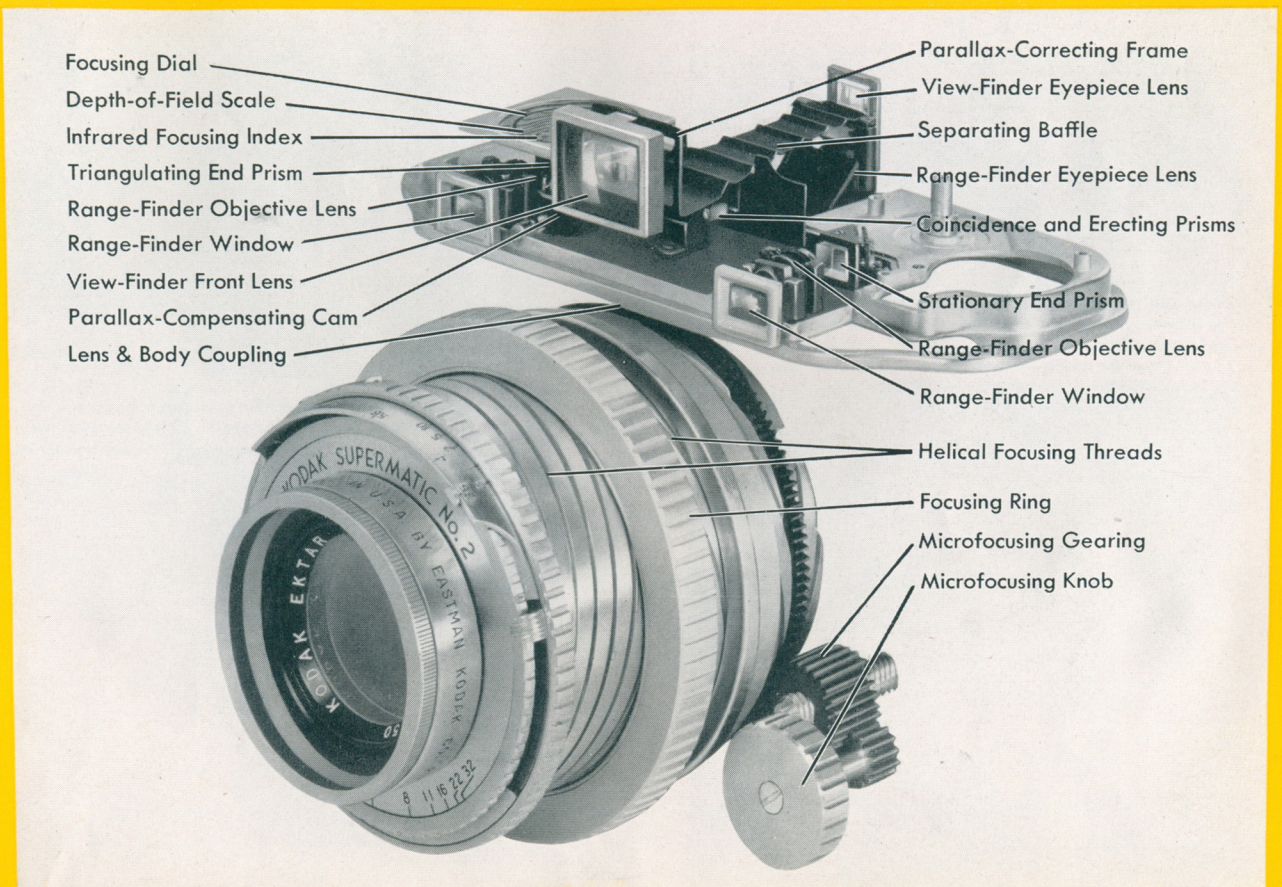


★ The eyepieces of the view finder and of the range finder are so close that by merely shifting the eye the desired finder can be used.

After the picture is composed in the view finder a slight turn of the focusing ring brings the two portions of the image seen through the range finder into alignment; and the lens, coupled with the range finder, is automatically in critical focus.




★ The depth-of-field scale is combined with the focusing scale. Coupled to operate with the focusing mechanism after the lens has been extended to picture-taking position, the focusing scale turns to show the focusing distance at which the lens is set. Then, when the correct focusing distance has been established, the depth of field at any lens aperture selected can be read at a glance.




★ The radically different design of the lens and shutter housing and support of Kodak Medalist permits mechanically sound and dependable cam-and-lever couplings of the lens mount with a split-field, military-type range finder of great accuracy . . . with a focusing scale, operating in conjunction with a depth-of-field scale, and calibrated for visible light together

with compensation for infrared light . . . and with a view finder that provides vertical parallax correction automatically.


The view finder, range finder, focusing scale and depth-of-field scale, and parallax correction are all operative when the Accessory Back for Sheet Films, Film Packs, and Plates is used—compensation for the difference in film plane being automatic.




★ The shutter release is located for convenient operation by the forefinger of the right hand. The small lever connected with the release is used for time exposures.




★ With a combined hinge and latch at each end, the back of Kodak Medalist can be opened to the right or to the left or it can be removed entirely.




★ Grouped together at the left end of the camera body are the film-winding knob, automatic exposure counter, and the dial to record the kind of roll film in the camera.




★ One swing to the left of the manual shutter-setting lever sets the shutter without advancing the film—to permit double exposures. The shutter is set with this lever, also, when the Accessory Back is used.




★ When the regular back of Kodak Medalist is removed, the Accessory Back can be attached. The Accessory Back includes a Ground-Glass Panel with a folding hood and focusing magnifier that can be used for composition and critical focusing if desired.




★ When the Accessory Back is used with the Kodak Film Pack Adapter, 2¼ x 3¼, Kodak Medalist becomes a great precision camera for the enthusiast preferring to use Kodak Film Packs. The view finder, range finder, focusing scale, depth-of-field scale, and automatic parallax correction all function.




★ The front of the lens mount is threaded and a Kodak Adapter Ring Insert is supplied with the Medalist so that filters and supplementary lenses can be used. Pictures at very close range can be made with the aid of one of the Kodak Portra lenses Series VI.




★ Supplied with the Accessory Back, the Kodak T.B.I. Cable Release No. 2 and cable release bracket make it easy and convenient to open and close the shutter when the ground glass is used for composition and focusing. The shutter is set with the manual shutter-setting lever when the Accessory Back is used.




★ After obtaining needle-sharp focus with the aid of the focusing magnifier and ground-glass screen, the ground glass is easily unlatched and swung out of the way or it may be entirely removed. The shutter is closed by means of the T.B.I. Release No. 2, the film or plate is put in position, and the exposure made.



★ When the ground glass focusing screen is removed from the Accessory Back, one or more Extension Units can be added for close-up photography and for copying small objects without the use of a supplementary lens. (The Kodak Precision Enlarger Stand Assembly—with Copying Lights added—is used to support the camera.)



★ Kodak Medalist can make excellent enlargements from its own and other negatives. With the ground-glass focusing screen removed, the Medalist with Accessory Back in position fits the Camera Adapter A of the Kodak Precision Enlarger. T.B.I. Cable Release No. 2 holds the shutter open during focusing and composition on the paper board.



★ The handsome field case for Kodak Medalist is of two-piece construction so that the portion covering the front and top can be removed entirely as desired.



★ The Kodak Junior Synchronizer, with the aid of an extension camera bracket, teams up with the Medalist for synchronized flash photography with No. 5 and 5M Photoflash Lamps.

## CAMERA DETAILS

1. Dimensions— $5\frac{1}{2} \times 4\frac{1}{2} \times 3\frac{3}{4}$  inches.
2. Weight— $\frac{3}{4}$  pounds.
3. Camera body—interlocking, light-trapped die castings of special high grade metal alloys covered with black pin-seal grain genuine leather.
4. Range finder housing, metal edges, fittings, and other metal parts are satin finished.
5. Easy loading—combined hinge and latch at each end of back so back can be opened to the right, to the left, or removed entirely to accept Accessory Back.
6. Range-finder eyepiece directly below view-finder eyepiece so merely shifting the eye permits user to view subject through desired finder lens.
7. Automatic vertical parallax correction of view finder operates with roll film or, when Accessory Back is used, with sheet films, film packs, or plates.
8. Large, easily operated focusing collar.
9. Focusing scale, indexed for visible and infrared light and coupled with focusing mechanism, turns as lens is focused and shows distance for which lens is set.
10. Depth-of-field scale built in with focusing scale.
11. Film load dial to indicate the roll film with which camera is loaded.
12. Lens openings from  $f/3.5$  to  $f/32$  and shutter speeds engraved on top of lens tube for convenience of user.
13. Self-timer built into shutter.
14. Kodak Medalist with Accessory Back and Camera Adapter A for Kodak Precision Enlarger attaches directly below Precision Enlarger lamphouse for making enlargements.
15. Kodak Medalist with Accessory Back, Kodak Precision Enlarger Stand Assembly, and Copying Lights becomes a copying camera.
16. Manual shutter-setting lever for use when Accessory Back is added.
17. Kodak Junior Synchronizer with extension camera bracket can be used for synchronized Photoflash photography.
18. Tripod socket in bottom of camera.
19. Accepts T.B.I. Cable Release No. 2—used when Accessory Back is added.
20. Lens takes Series VI Kodak Combination Lens Attachments. Kodak Adapter Ring Insert is supplied with camera.